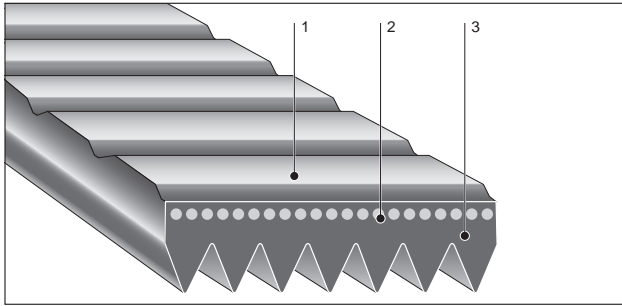


# V-RIBBED BELTS (POLYURETHANE)

## BANDO BANCOLLAN POLYBANROPE



### Construction

- 1: Polyurethane
- 2: Polyamid tensile members
- 3: Polyurethane

### Features + Benefits

- Suitable for fixed center distance applications. The belt's elasticity allows for easy installation on fixed center distance pulleys without tools.
- Withstands high shock load. Polyamid tensile members protect belts from shock load damage, making them well-suited for small machines and other high speed/high shock load applications.
- High speed.
- Space saving. Small pulley requirement permits smaller, more compact designs.

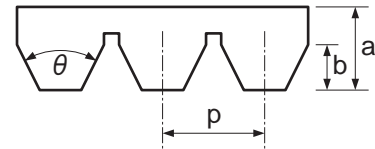
### Standard Sizes

Type	Belt number	Pitch length		Belt number	Pitch length		Belt number	Pitch length		
		mm	inch		mm	inch		mm	inch	
H (Polyurethane)	63H			132H	335.3	13.2	200H	508.0	20.0	
	71H			136H	345.4	13.6	214H	543.2	21.4	
	80H	203.2	8.0	140H	355.6	14.0	215H	547.0	21.5	
	85H	215.9	8.5	147H	373.4	14.7	221H	562.0	22.1	
	90H	228.8	9.0	150H	381.0	15.0	230H	584.2	23.0	
	95H	241.3	9.5	160H	406.4	16.0	235H	596.9	23.5	
	100H	254.0	10.0	170H	431.8	17.0	304H	772.2	30.4	
	106H	269.2	10.6	180H	457.2	18.0				
	112H	285.4	11.2	190H	482.6	19.0				
	118H	299.7	11.8							
	125H	317.5	12.5							
	J (Polyurethane)	81J	205.3	8.1	135J	343.8	13.5	236J	599.4	23.6
		82J	209.1	8.2	139J	351.5	13.8	250J	630.8	24.8
85J		215.9	8.5	142J	363.3	14.3	260J	660.4	26.0	
90J		228.6	9.0	145J	368.3	14.5	264J	670.0	26.4	
95J		241.3	9.5	153J	389.3	15.3	280J	711.2	28.0	
97J		247.3	9.7	160J	406.4	16.0	300J	762.0	30.0	
99J		251.3	9.9	171J	431.3	17.0	312J	792.5	31.2	
108J		273.8	10.8	175J	442.3	17.4	318J	807.7	31.8	
116J		293.5	11.6	180J	457.2	18.0	323J	819.3	32.3	
117J		297.0	11.7	189J	480.2	18.9				
122J		309.9	12.2	194J	492.8	19.4				
125J		317.5	12.5	201J	510.5	20.1				
130J		330.0	13.0	234J	594.0	23.4				

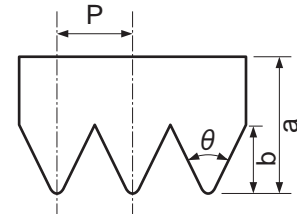
Some sizes are not equal for actual pitch length (inch).

### Dimensions

(H type)



(J type)



Type	Pitch P	Total thickness a	Rib thickness b	Angle $\theta$
H	1.6mm (0.063")	2.5mm (0.098")	1.0mm (0.039")	40°
J	2.4mm (0.094")	4.0mm (0.157")	2.3mm (0.091")	40°

### Size Mark

